

## Oiling your Highland 1501C5 Embroidery Machine

**Note to Operator:** Failure to oil your machine properly will result in unwanted damage to your machine. Please follow these instructions carefully. If you need assistance, please call MESA Support at 800-330-3867, Option 2.

### Tools/Supplies Needed:

- Sewing Machine Oil (either a Zoom Spout or Oiling Pen)



- [Order the Zoom Spout Here](#)



- [Order the Pen Oiler Here](#)

- Alba-5 Lubricant Spray (Recommended)



- [Alba-5 Lubricant Spray](#)
- Phillips head screwdriver
- Compressed Air




- [Order Here](#)

### Step-by-Step Instructions


1. Oil Reservoir-Move to needle #1 and maintain the oil reservoir at 1/3 of the way filled



2. Inner portion of sewing head (Shafts and Connecting Rods)-1 drop on each point weekly.
  - a. Move over to needle #1 and oil inside the hole on the silver plate




When oiling inside this hole, you are to hit the three points highlighted below:



- b. Move to needle #15 and oil inside the hole on the silver plate-1 drop on each point weekly




When oiling inside this hole, you are to hit the two points highlighted below:



- 3. Needle Bars (springs behind take up levers)-1 drop on each needle bar spring weekly



4. Felt pad behind white plate-1 drop in each hole once per week




5. Holes on bed arm-2 drops, once daily






6. Rotary Hook-2 drops, twice daily (at least once every four hours)



### Other Maintenance Procedures:

1. Remove the needle plate at least once every other day and blow out the area under it (highlighted below) with compressed air. This will remove lint build up and dust from effecting your ability to embroider properly.



2. Replace your bobbin case every 3-6 months, or after dropping it on the ground as this will damage the metal on the bobbin case.
3. Replace the needles on your machine roughly every 25-40 hours of use. In addition, if you are having excessive thread breaks on a particular needle, you should replace the needle as part of your troubleshooting methods.