


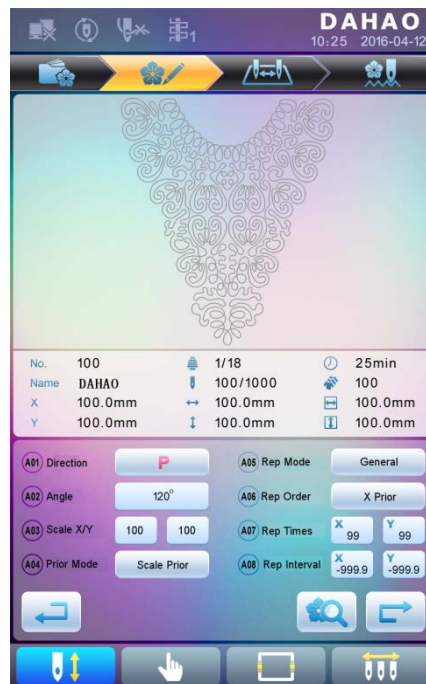
## A15 Common Design Parameters

In this system each pattern has its own settings of the normal parameters (like scale and repetition). When a new pattern is selected, the corresponding settings of normal parameters will become effective.

### Settings of Common Parameters

These common parameters include: “Direction”, “Angle”, “Scale X/Y”, “Prior Mode”, “Rep. Mode”, “Rep. Order”, “Rep. Times”, and “Rep. Interval”. User can control the final embroidery results by adjusting these parameters.

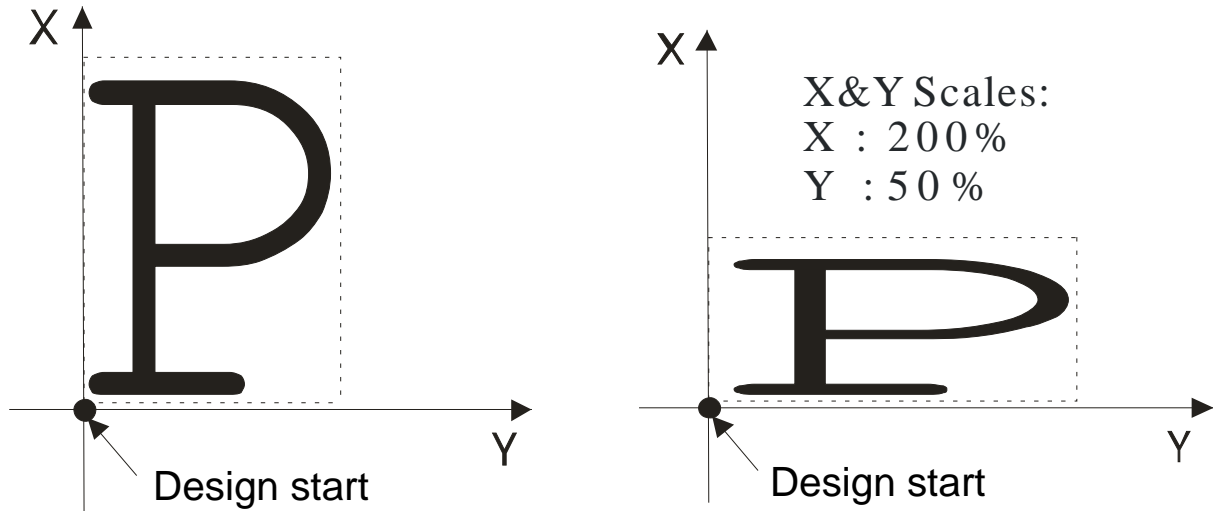
Press  to enter parameter setting interface:



The way for setting the parameter is similar to each other. This section will explain how to set the “X/Y Scale” as an example and give the definitions of other parameters (refer to Settings of X-Y Scale).

## Settings of X-Y Scale

This parameter controls the scaling percentages on X (horizontal) and Y (vertical) direction, so as to scale up/down the patterns.





1. Press the function item of “Scale X/Y”




System will display independently the modification windows for X Scale and Y Scale for users to set respectively.

2. Adjusting X-Y Scales

User can press number pad to modify the scaling rate at X direction, press  to cancel the last input digit and press  to clear the input number.

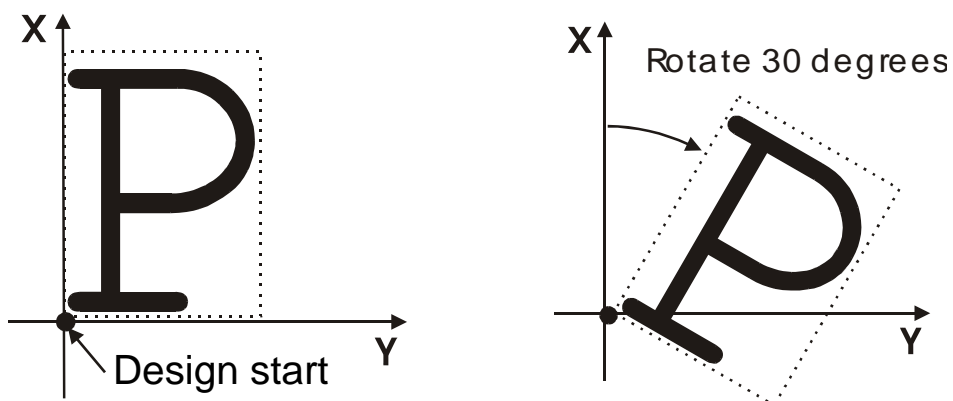


3. Press  to save the modification

The modification method of Y Scale is the same with that of X Scale.

## Settings of Rotate Angle

User can rotate patterns to a certain angle by this parameter.



## Pattern Direction

Direction	P	ᑭ	ᑮ	ᑮ	ᑭ	ᑭ	ᑭ	ᑭ
Degrees *Mirrored	0°	90°	120°	270°	*0°	*90°	*120°	*270°

## Prior Mode

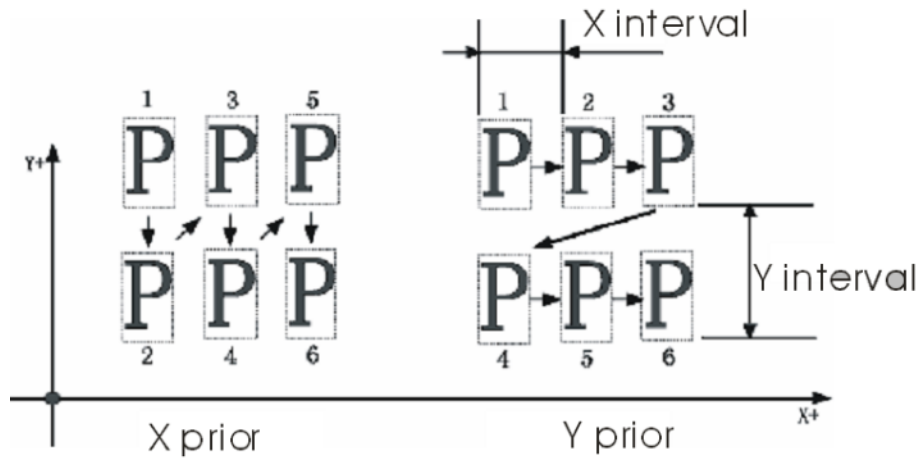
There are two modes: “rotation prior to scaling” and “scaling prior to rotation”. When user has set the parameters “Scale X/Y” and “Rotate Angle”, the patterns will rotate first and then scale up/down, if “rotation prior to scaling” mode is selected. Otherwise it will scale up/down first and then rotate.

## Rep. Mode

There are two repetition modes: normal and partial.

## Rep. Order

There are two modes: X first and Y first.



## X-Y Rep. Times

X repetition times represent the number of columns, while Y repetition times the number of lines; as shown in the above picture, X repetition times are 3 and Y repetition times is 2.

The largest set value is  $99*99$

## X-Y Rep. Interval

The above picture has explained the meaning.